

B.C.M. Sen. Sec. School, Basant City, Pkh. Road, Ludhiana

Name _____ Roll No. _____ Standard I

Chapter (4, 5)


Q1:- Identify the Alphabet keys and Number keys.



Alphabet Keys N

Number Keys 1

Q2:- Fill in the crossword with the help of picture clues.



Q3:- Match the parts that resemble.



Real Mouse

Computer Mouse

Ears

Tail

Body

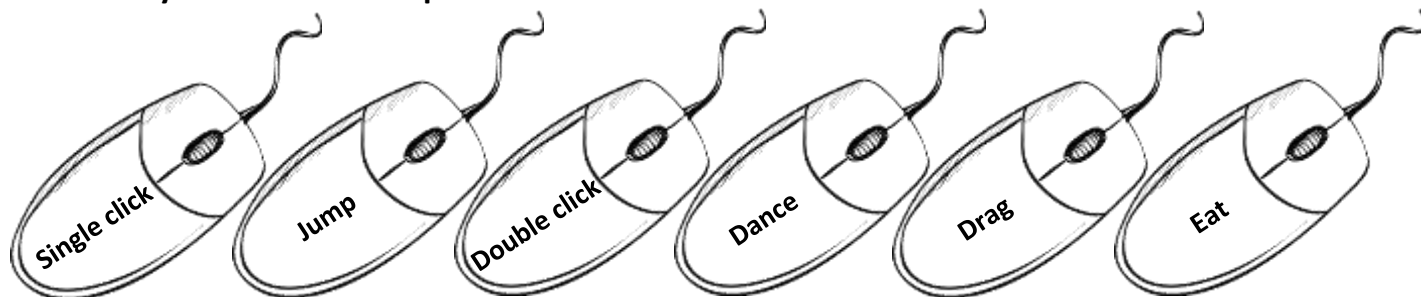
Mouse

Buttons

Wire



Q4:- What do you do with a computer mouse? Colour the correct mouse.



Q5:- Answer the following questions.

1. Name any four keys on a keyboard.

Ans. Alphabet keys, Number keys, Spacebar key, Enter key.

2. What is a cursor?

Ans. Small blinking line

3. What is the use of a mouse pad?

Ans. Move the mouse smoothly.

4. Which keys will you use to type your name?

Ans. Alphabet Keys


5. What moves on the screen of the monitor as we move the mouse?

Ans. Mouse Pointer

6. What is clicking?

Ans. Pressing a button on a mouse is called clicking.

Q6:- Count the number of keys on keyboard and write:



➤ Alphabet Keys

➤ Space bar Key

➤ Number Keys

➤ Enter Key

➤ Arrow Keys

➤ Backspace Key

Q7:- Identify the following pictures and write their names:



Q8:- The following letter keys are present in the first row of a keyboard. Form six words with them.



1. _____

3. _____

5. _____

2. _____

4. _____

6. _____